

Specifications

Model	TH-55AF1	TH-49AF1	TH-42AF1
Display panel			
Screen size (diagonal)	55-inch (1387 mm)	49-inch (1232 mm)	42-inch (1064 mm)
Panel type	IPS/Edge LED		
Aspect ratio	16:9		
Effective display area (W x H)	1209 x 680 mm (47.6" x 26.7")	1073 x 604 mm (42.2" x 23.7")	927 x 521 mm (36.5" x 20.5")
Number of pixels (H x V)	1920 x 1080 pixels		
Brightness (typ.)	500 cd/m ²		
Contrast ratio	1300:1		
Dynamic contrast ratio	50000:1		
Response time	8 ms (G to G)		
Viewing angle (Horizontal/Vertical)	178 ° / 178 ° (CR≥10)		
OpenPort PLATFORM®			
OS	Android 4.4.3		
CPU	Cortex-A9, 1.0 GHz (Quad)		
Graphics	Vivante GC2000		
Memory	1 GB		
Storage	8 GB*1		
Connection terminals for OpenPort PLATFORM®			
USB	USB connector (TYPE A) x 3, USB 2.0		
Micro-USB	Micro-USB x 1, Micro-B, USB 2.0		
microSD card slot	microSD/SDHC card slot x 1		
LAN	RJ45 x 1 for network connection, 10BASE-T/100BASE-TX/1000BASE-T, compatible with PLink™		
Wireless LAN	IEEE 802.11a/b/g/n		
Connection terminal			
Video In	BNC x 1 (shared with Component/RGB In Y/G)		
Component/RGB In	BNC x 1 set		
HDMI In	TYPE-A connector x 2 (MHL is not supported.)		
DVI-D In	DVI-D 24-pin x 1, DVI Revision 1.0 compliant, HDCP 1.1 compatible		
DVI-D Out	DVI-D 24-pin x 1, DVI Revision 1.0 compliant, HDCP 1.1 compatible		
PC In	Mini D-sub 15-pin x 1 (DDC 2B compatible)		
Audio 1 In	Stereo mini-jack (M3) x 1 (shared with DVI-D in/PC In)		
Audio 2 In	Stereo mini-jack (M3) x 1 (shared with Component/RGB In/Video In)		
Audio Out	Stereo mini-jack (M3) x 1		
USB	USB connector (TYPE A) x 1, DC 5 V/1 A (USB 3.0 is not supported.)		
Control			
Serial In/Out	D-sub 9-pin x 1 / x 1, RS-232C compatible		
IR In/Out	Stereo mini-jack (M3) x 1 / x 1		
Speaker			
Built-in speaker	20 W [10 W + 10 W]		
Electrical			
Power requirements	110–127/220–240 V AC, 50/60 Hz		
Power consumption	190 W	175 W	155 W
On mode power consumption*2	145 W	130 W	110 W
Power off condition	Approx. 0.3 W		
Standby condition	Approx. 0.5 W when OpenPort PLATFORM® set to OFF, Approx. 20 W when OpenPort PLATFORM® set to ON		
Mechanical			
Dimensions (W x H x D)	1229 x 699 x 72 mm/48.4" x 27.6" x 2.8"	1093 x 623 x 72 mm/43.1" x 24.6" x 2.8"	947 x 541 x 72 mm/37.3" x 21.3" x 2.8"
Dimensions (W x H x D) (excluding handle part)	1229 x 699 x 57 mm/48.4" x 27.6" x 2.3"	1093 x 623 x 57 mm/43.1" x 24.6" x 2.3"	947 x 541 x 57 mm/37.3" x 21.3" x 2.3"
Bezel width	T/R/L/B: 6.3 mm/0.25"		
Weight	Approx. 25.0 kg (55.2 lbs)	Approx. 19.3 kg (42.6 lbs)	Approx. 15.6 kg (34.4 lbs)
Wall-hanging pitch	VESA compliant 400 x 400 mm (15.8" x 15.8")		VESA compliant 200 x 200 mm (7.9" x 7.9")
Installation			
Orientation*3	Landscape/Portrait (Angle adjustment 0–45 degrees for both left and right)		
Tilting angle*3	0–45 degrees forward/backward with landscape/portrait setting (Angle adjustment is not possible for forward/backward tilting installation.)		
Environment			
Operating environment	Temperature: 0 °C to 40 °C (32 °F to 104 °F) (for up to 1400 m altitude), 0 °C to 35 °C (32 °F to 95 °F) (for between 1400 m and 2800 m altitude) / Humidity: 20–80 % (non-condensation) / Altitude: 0–2800 m		

*1 Total capacity of storage including OS. *2 Based on IEC 62087 Ed.2 measurement method. *3 Please contact your sales representative with regard to the tilt angle before installation.

Optional Accessories

- Pedestal TY-ST43PE8
- Early Warning Software ET-SWA100 Series*1
- Auto Display Adjustment Upgrade Kit TY-VUK10*2

*1 Part number suffix may differ depending on the license type. *2 Supports Version 1.2 or later.



PASS Website – panasonic.net/cns/prodisplays/pass/
Register your display to activate the upgrade kit and get what you need.

Panasonic®



For more information about Panasonic professional displays, please visit:
Global Website – panasonic.net/cns/prodisplays/
YouTube – www.youtube.com/PanasonicProDisplay

Weights and dimensions shown are approximate. Specifications and appearance are subject to change without notice. Product availability differs depending on region and country. This product may be subject to export control regulations. The PLink trademark is an application trademark in Japan, the United States, and other countries and regions or registered trademarks. HDMI, the HDMI logo, and High-Definition Multimedia Interface are trademarks or registered trademarks of HDMI Licensing LLC in the United States and other countries. Android is a trademark of Google Inc. microSDHC logo is a trademark of SD-SC, LLC. OpenPort PLATFORM is a trademark of Panasonic Corporation. All other trademarks are the property of their respective trademark owners. © 2017 Panasonic Corporation. All rights reserved.

All information included here is valid as of February 2017.

CT17-G01PF-AF1 Printed in Japan.

Panasonic

BUSINESS

AF1 Series

FULL HD LCD Display

55-inch TH-55AF1
49-inch TH-49AF1
42-inch TH-42AF1



Digital Signage at the Cutting Edge



Professional Signage Display Featuring Android™-based OpenPort PLATFORM®

Evolving with Your Needs

Simple, expandable, and reliable, the AF1 Series' Android™-based OpenPort PLATFORM® is powered by a high-performance SoC (System on a Chip) with a 1 GHz quad-core CPU, 1 GB of memory, and 8 GB* of internal storage. Together with verified apps created by global alliance partners for custom signage and other roles in business, these adaptive displays deliver your message with maximum impact now and in the future.



QUAD CORE
1GHz CPU

Graphic Processor

1 GB Memory

8 GB* Storage

CPU, GPU, and memory are all included in an SoC (System on a Chip).

* Total capacity of storage including OS.

500 cd/m **LED**

24/7 Operation **Narrow** **Portrait**

FULL HD LCD Display

AF1 Series

55-inch **TH-55AF1**

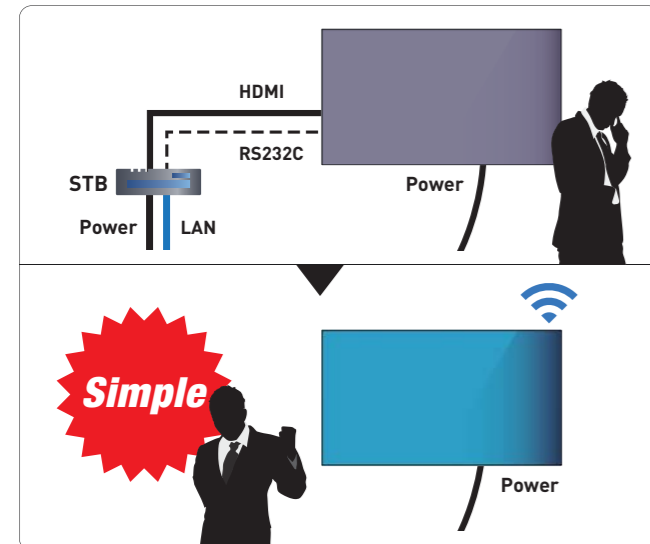
49-inch **TH-49AF1**

42-inch **TH-42AF1**

Simple

No Need for External Devices and Cables

Thanks to the built-in media player function, external devices such as set-top boxes, PCs, and associated cabling are not required for digital signage applications. Wireless functionality paves the way to simple, stress-free installation while saving you time and money.



Panasonic Original Home Screen

Initial setup of network and language preferences is easy using the remote controller* and original Panasonic Home Screen.

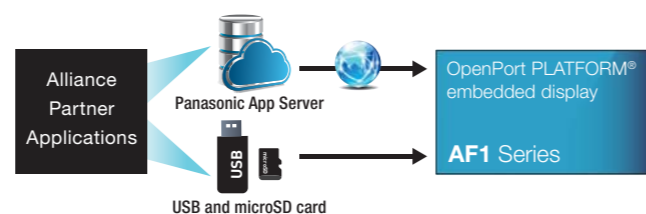
* Some setting and application operations cannot be performed using the remote control. In this case, use a USB mouse to operate.



Simple App Installation

Applications are easily accessed and installed via Panasonic App Server*, which streamlines settings before operation. App installation is also enabled via USB memory or microSD card.

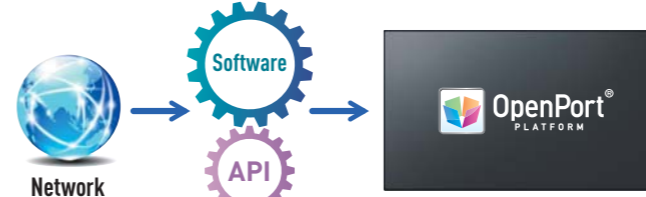
* Certain partner apps not supported.



Expandable

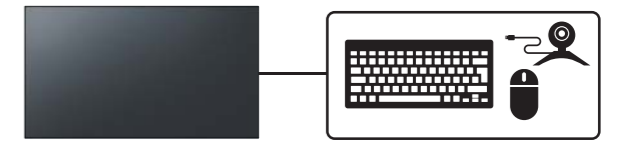
Panasonic API Expands Application Functions

Panasonic's clear and intuitive API (Application Programming Interface) enables the expansion of application functions, allowing the display to be controlled remotely without need of RS232C or other complicated applications.



Supports Connection of Peripheral Devices

Peripheral devices such as a mouse, keyboard, or USB camera can be connected to AF1 Series displays to further expand functionality.



Note: Some USB devices are not supported.

Supports External Memory Devices

USB memory and microSD cards can also be used to expand the 8 GB internal memory storage capacity.



Reliable

A Reliable, Fully Certified Platform

The OpenPort PLATFORM® based on Android™ is fully certified by Google to assure stable, secure, and reliable operation.

Mutual Check with App Alliance Partners

Applications running on OpenPort PLATFORM® are thoroughly checked by alliance partners and Panasonic for stable and secure operation.

For more information about alliance partners, please visit: <https://panasonic.net/cns/prodisplays/products/af1series/>



Optional Early Warning Software (ET-SWA100 Series)

Optional ET-SWA100 Series* Early Warning Software monitors the displays and projectors connected to an intranet and informs you when an abnormality is detected or there are symptoms of trouble. With this software installed, a monitoring server can be controlled remotely via tablet or PC.

* Part number suffix may differ depending on the license type.

Built for Continuous 24/7 Operation

Use of quality electronic components guarantees dependable 24-hour operation seven days a week, even in portrait orientation. Tilt installation of up to 45 degrees forward or backward is also supported. This makes the AF1 Series ideal for signage installations in variety of locations, such as public spaces, shops, malls, and restaurants.



Fanless Design

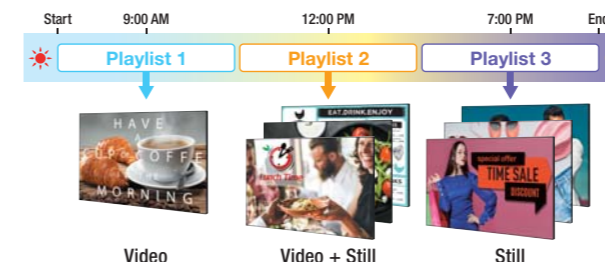
AF1 Series' robust fanless design prevents problems caused by the intake of dusty air. The displays can be safely installed and operated in high-traffic environments.

Make Your Signage Easy with Panasonic Application

AF1 Series displays include a built-in Signage Player Application* that eliminates need of an external Set-top Box (STB). As well as saving space, your signage system becomes smart and simple.

Play Content Automatically with Scheduling Function

Content Management Software for PC Version 1.1 (free) enables easy playlist creation with media support including combinations of still and video images. You can set up schedules for playing and closing your media playlist at pre-determined dates and times.



* OpenPort PLATFORM® Version 2.0 firmware (or later) is required. For more information about Content Management Software Version 1.1, please visit: <https://panasonic.net/cns/prodisplays/download/software/>

Convenient Playlist and Schedule Syncing

Playlists and schedules created with Content Management Software can be transferred to displays with USB memory, microSD Card, or via LAN. Synchronized playback on multiple displays is also supported.

